

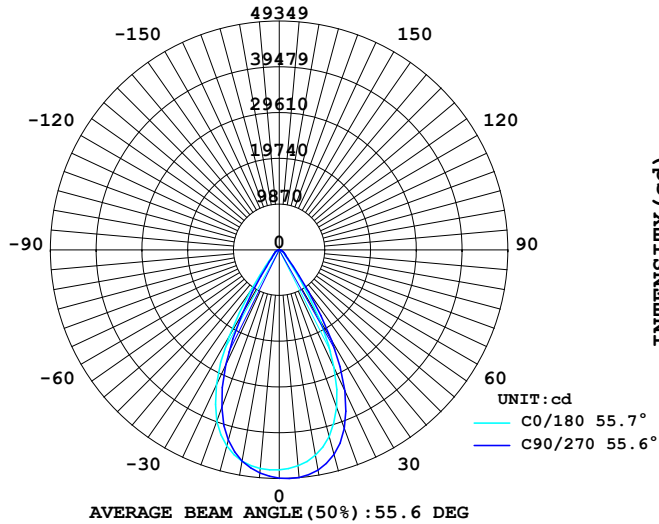
LUMINAIRE PHOTOMETRIC TEST REPORT

Report number:

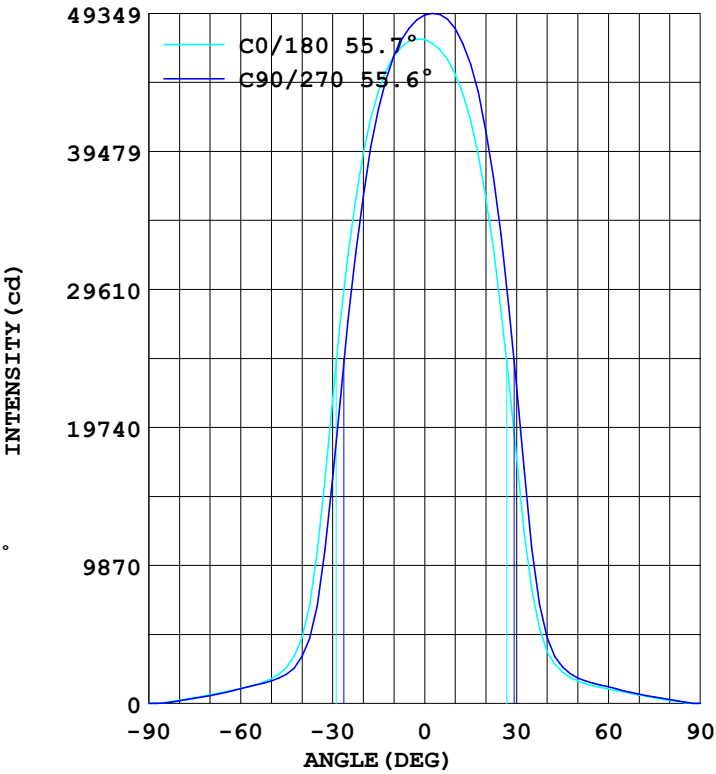
MANUFACTURER: ILUMEN GMBH	Address:	
NAME: Lina	TYPE: IL-HB12-L24040-60	WEIGHT:
SPECIFICATION: 2835LED、4000K、60deg	DIMENSION:	SERIAL No.:

DATA OF LAMP		Imax(cd)	49349	S/MH (C0/180)	0.86
MODEL		EFFICIENCY (%)	100.0	S/MH (C90/270)	0.78
NOMINAL POWER(W)	240	TOTAL FLUX(lm)	40762	Voltage(V)	230.6
RATED VOLTAGE (V)	230	EFFICIENCY (lm/W)	169.8	Current(A)	1.061
NOMINAL FLUX(lm)	40762.0	$\eta$ up (%)	0.0	Power(W)	240.0
LAMPS QUANTITY	1	$\eta$ down (%)	100.0	Power Factor (PF)	0.980
TEST VOLTAGE (V)	230.7	Effective Flux(lm)	40762.0	EEL	0.080

LUMINOUS INTENSITY DISTRIBUTION



LUMINOUS INTENSITY DISTRIBUTION



Test System:  
 Temperature: 25.3 DEG  
 Operators:  
 Test Date: 2024.11.22

Test Set: 5.0 deg/s C-Gamma (TYPE C)  
 Humidity: 65.0%  
 Test Distance: 10.000 m  
 Remarks:

---

## Color Temperature Data List

Report number:

MANUFACTURER: ILUMEN GMBH	Address:	
NAME: Lina	TYPE: IL-HB12-L24040-60	WEIGHT:
SPECIFICATION: 2835LED、4000K、60deg	DIMENSION:	SERIAL No.:

---

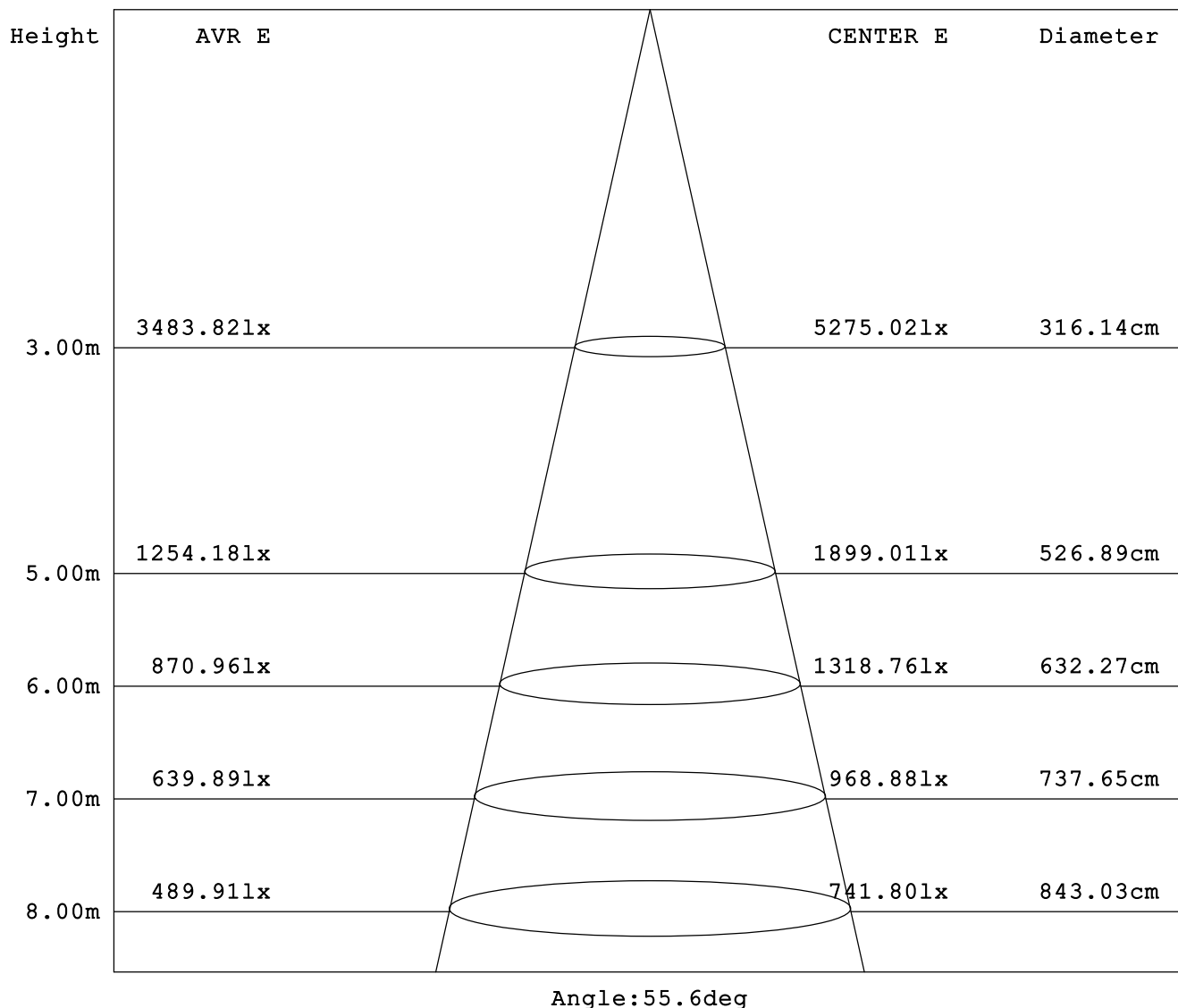
Test System:  
Temperature: 25.3DEG  
Operators:  
Test Date: 2024.11.22

Test Set: 5.0deg/s C-Gamma (TYPE C)  
Humidity: 65.0%  
Test Distance: 10.000 m  
Remarks:

## AVERAGE AND CENTER E Figure

Report number:

MANUFACTURER: ILUMEN GMBH	Address:	
NAME: Lina	TYPE: IL-HB12-L24040-60	WEIGHT:
SPECIFICATION: 2835LED、4000K、60deg	DIMENSION:	SERIAL No.:



Test System:  
Temperature: 25.3DEG  
Operators:  
Test Date: 2024.11.22

Test Set: 5.0deg/s C-Gamma (TYPE C)  
Humidity: 65.0%  
Test Distance: 10.000 m  
Remarks:

## ZONAL FLUX DIAGRAM

Report number:

MANUFACTURER: ILUMEN GMBH	Address:	
NAME: Lina	TYPE: IL-HB12-L24040-60	WEIGHT:
SPECIFICATION: 2835LED、4000K、60deg	DIMENSION:	SERIAL No.:

γ	C0	C45	C90	C135	C180	C225	C270	C315	γ	Zone	total
5.0	4736	4647	4829	4722	4674	4665	4927	4829	0- 5	1139	1139
10.0	4627	4499	4630	4522	4498	4531	4827	4744	5- 10	3342	4481
15.0	4378	4206	4249	4156	4172	4258	4571	4517	10- 15	5284	9765
20.0	3937	3711	3626	3560	3625	3782	4101	4097	15- 20	6689	16454
25.0	3207	2946	2741	2702	2805	3056	3355	3393	20- 25	7174	23629
30.0	2171	1886	1610	1622	1770	2035	2283	2353	25- 30	6306	29935
35.0	1088	880.6	699.5	717.9	815.7	974.5	1108	1190	30- 35	4194	34128
40.0	467.5	389.1	335.8	335.3	372.8	426.5	473.7	505.1	35- 40	2129	36257
45.0	257.0	223.6	209.4	208.6	224.3	236.1	261.2	270.9	40- 45	1160	37417
50.0	176.6	162.0	161.3	155.8	160.5	169.5	182.4	184.1	45- 50	804.6	38222
55.0	133.7	126.8	132.8	126.2	126.7	132.1	145.4	141.0	50- 55	649.2	38871
60.0	107.6	101.7	107.5	103.4	104.8	106.9	119.4	113.9	55- 60	553.2	39424
65.0	83.77	76.19	78.85	78.43	82.62	81.66	90.84	87.72	60- 65	461.1	39885
70.0	61.80	55.24	56.29	56.69	61.48	60.92	66.65	64.58	65- 70	358.7	40244
75.0	41.85	37.05	37.23	37.58	41.66	42.42	46.40	44.99	70- 75	263.3	40508
80.0	22.06	19.63	19.08	19.53	22.01	22.50	27.70	24.12	75- 80	167.8	40675
85.0	5.064	3.500	2.383	3.172	5.332	7.015	9.786	7.887	80- 85	76.07	40752
90.0	0.283	0.454	0.492	0.447	0.626	0.454	0.670	0.462	85- 90	10.51	40762
95.0									90- 95		
100.0									95-100		
105.0									100-105		
110.0									105-110		
115.0									110-115		
120.0									115-120		
125.0									120-125		
130.0									125-130		
135.0									130-135		
140.0									135-140		
145.0									140-145		
150.0									145-150		
155.0									150-155		
160.0									155-160		
165.0									160-165		
170.0									165-170		
175.0									170-175		
180.0									175-180		
DEG	LUMINOUS INTENSITY:×10cd									UNIT:lm	

Test System:  
Temperature:25.3DEG  
Operators:  
Test Date:2024.11.22

Test Set: 5.0deg/s C-Gamma (TYPE C)  
Humidity:65.0%  
Test Distance:10.000 m  
Remarks:

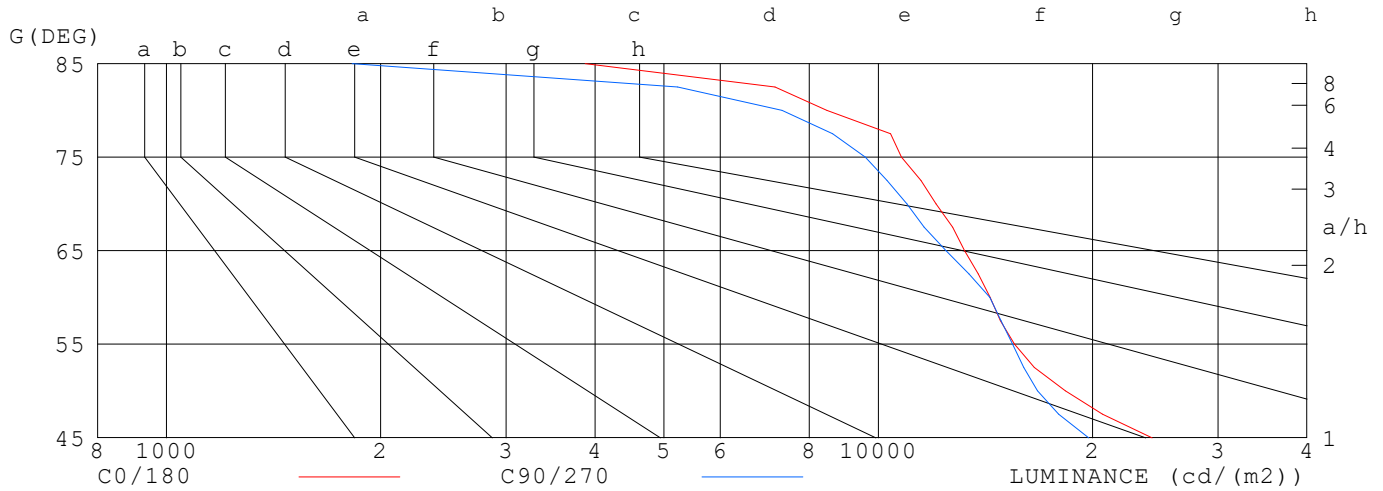
## LUMINANCE LIMITATION CURVES

Report number:

MANUFACTURER: ILUMEN GMBH	Address:	
NAME: Lina	TYPE: IL-HB12-L24040-60	WEIGHT:
SPECIFICATION: 2835LED、4000K、60deg	DIMENSION:	SERIAL No.:

### LUMINANCE LIMITATION CURVES

GLARE	CLASS	ILLUMINANCE (lx)							
1.15	A	2000	1000	500	<=300				
1.50	B		2000	1000	500	<=300			
1.85	C			2000	1000	500	<=300		
2.20	D				2000	1000	500	<=300	
2.55	E					2000	1000	500	<=300



LUMINANCE cd/(m2)		
G (DEG)	C0/180	C90/270
85	3874	1823
80	8469	7326
75	10782	9592
70	12046	10972
65	13215	12440
60	14359	14338
55	15540	15438
50	18316	16731
45	24235	19743

Test System:  
 Temperature: 25.3 DEG  
 Operators:  
 Test Date: 2024.11.22

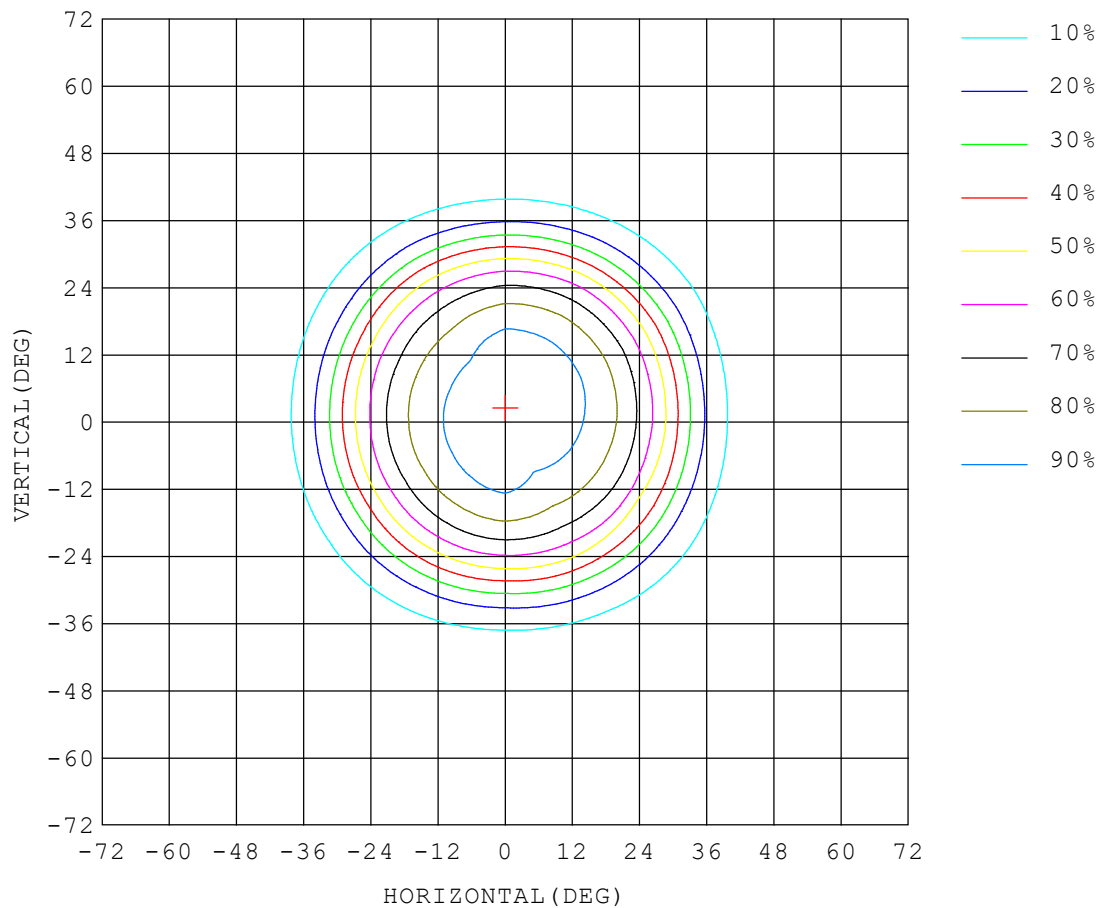
Test Set: 5.0 deg/s C-Gamma (TYPE C)  
 Humidity: 65.0%  
 Test Distance: 10.000 m  
 Remarks:

## ISOCANDELA DIAGRAM

Report number:

MANUFACTURER: ILUMEN GMBH	Address:	
NAME: Lina	TYPE: IL-HB12-L24040-60	WEIGHT:
SPECIFICATION: 2835LED、4000K、60deg	DIMENSION:	SERIAL No.:

UNIT: cd



Test System:  
Temperature: 25.3 DEG  
Operators:  
Test Date: 2024.11.22

Test Set: 5.0 deg/s C-Gamma (TYPE C)  
Humidity: 65.0%  
Test Distance: 10.000 m  
Remarks: